



# STREAMER

Premium Shotblasters

Your Partner for Mobile  
Surface Preparation





IMPACTS Americas, Inc.  
+1.815.941.4800  
[www.IMPACTSAmericas.com](http://www.IMPACTSAmericas.com)





# Small-sized Shot Blasters

- Garages
- Pool Decks
- Edge Work
- Stencils



## IMPACTS S125E Hand Held 160 SF/hr. (16 M<sup>2</sup>) on Concrete

The IMPACTS S125E is a small hand held, shot blasting machine that is designed for a variety of horizontal and vertical applications.

Its compact, strong design is especially suitable for shot peening of small areas on concrete, screed, and asphalt, as well as small steel surfaces. For vertical application, we recommend using a balancer.

### Specifications

	STANDARD	METRIC
<b>Blasting Power</b>	2 HP	1.4 kW
<b>Travel Speed</b>	Manual	Manual
<b>Power Supply</b>	120V/60Hz, 16A	230V/50 Hz, 16A
<b>Working Width</b>	5 in.	125 mm
<b>Length x Width x Height</b>	20 x 7 x 14 in.	500 x 170 x 350 mm
<b>Hose Outlet</b>	2-in.	50mm
<b>Weight</b>	17.5 lbs.	8 kg

### Recommended Dust Collector

#### Prep/Master® 3003AR

**Power (3 motors):** 4HP (3kW)

**Power Supply:** 120V/60Hz, 20A

**Filter Cleaning:** Automatic

**Filtration Class:** HEPA

**Air Flow Rate:** 300 CFM (510 m<sup>3</sup>/h)

**Depression:** 240 mBar

**Capacity:** Longopac

**Dimensions:** 32 x 24 x 46 in.  
(80 x 60 x 118 cm)

**Weight:** 186 lbs. (84kg)





## IMPACTS S210E 430 SF/hr. (40 M<sup>2</sup>)

The IMPACTS S210E is the first 110V blaster with the In-Line Separation system. This means better separation of abrasive and dust as well as superior production over similar priced shot blast machines.

Its compact design is ideal for residential contractors, small areas inherent on large projects, and where limited access work areas are in need of a profiled surface.

### Specifications

	STANDARD	METRIC
<b>Blasting Power</b>	3 HP	2.3 kW
<b>Travel Speed</b>	Manual	Manual
<b>Power Supply</b>	110 V/60 Hz, 16A	230 V/50 Hz, 16A
<b>Working Width</b>	8.25 in.	210 mm
<b>Lmin., Lmax. x W x Hmin., Hmax.</b>	35, 41 x 12 x 31, 40 in.	895, 1045 x 295 x 795, 1030 mm
<b>Hose Outlet</b>	2-in.	50mm
<b>Weight</b>	100 lbs.	45 kg

### Recommended Dust Collector

#### Prep/Master® 3003AR

**Power (3 motors):** 4HP (3kW)  
**Power Supply:** 120V/60Hz, 20A  
**Filter Cleaning:** Automatic  
**Filtration Class:** HEPA  
**Air Flow Rate:** 300 CFM (510 m<sup>3</sup>/h)  
**Depression:** 240 mBar  
**Capacity:** Longopac  
**Dimensions:** 32 x 24 x 46 in.  
 (80 x 60 x 118 cm)  
**Weight:** 186 lbs. (84kg)



## IMPACTS S210E-40R 860 SF/hr. (80 M<sup>2</sup>)

The IMPACTS S210E-40R is a very powerful, but compact and light weight mobile blast machine. The combination of the powerful wheel motor with an optimized separation system and the variable speed drive motor makes the machine very efficient.

S210E-40R is specially developed to achieve a high blasting performance on small and medium-sized areas.

### Specifications

	STANDARD	METRIC
<b>Blasting Power</b>	5.5 HP	4.0 kW
<b>Travel Speed</b>	Up to 59 ft/min	Up to 18m/min
<b>Power Supply</b>	220V/1-Phase 60Hz, 30A	400V/3-Phase 50Hz, 16A
<b>Working Width</b>	8.25 in.	210 mm
<b>Length x Width x Height</b>	43 x 12 x 39 in.	1100 x 300 x 1000mm
<b>Hose Outlet</b>	3-in.	70mm
<b>Weight</b>	255 lbs.	114 kg

### Recommended Dust Collector

#### Prep/Master® 3003AR


**Power (3 motors):** 4HP (3kW)  
**Power Supply:** 120V/60Hz, 20A  
**Filter Cleaning:** Automatic  
**Filtration Class:** HEPA  
**Air Flow Rate:** 300 CFM (510 m<sup>3</sup>/h)  
**Depression:** 240 mBar  
**Capacity:** Longopac  
**Dimensions:** 32 x 24 x 46 in.  
 (80 x 60 x 118 cm)  
**Weight:** 186 lbs. (84kg)





# Mid-sized Shot Blasters

- Steel Decks
- Concrete Prep
- Mastic Removal
- Warehouse Floors



## IMPACTS 320RD 2,150 SF/hr. (200 M<sup>2</sup>)

The S320RD Ride-on propane model is perfect for powerful shot blasting with the added convenience of a seat & steering wheel! At 12.6 inches and 24HP, the S320RD will out blast comparably-sized and priced blasting machines.

### Special Features of the Ride-on Model

- Contains centrifugal clutch to engage blast wheel control
- Hydraulic pump allows machine to travel forward and reverse, and to raise and lower ride height for transport or for blasting
- On-board Dustcom 3324
- All-in-one "lifting lock" for the dust bin handling
- Electro-pneumatic compressor regulations

### Specifications

	STANDARD	METRIC
<b>Blasting Power</b>	24 HP	17.7 kW
<b>Travel Speed</b>	Variable 0-118 ft/min.	Variable 0-36 m/min.
<b>Working Width</b>	12.6 in.	320 mm
<b>Length x Width x Height</b>	83 x 34 x 63 in.	2100 x 864 x 1600mm
<b>Weight</b>	1,808 lbs.	820 kg

### On-Board Dustcom 3324

**Cleaning:** Self-cleaning

**Airflow:** 706 C.F.M. (1200 m<sup>3</sup>/h)

**Filter Surface; Certification:** 6 x Filter Cartridges 355 SF; M (6 x Filter Cartridges 33 m<sup>2</sup>; M)

**Dust Bin Capacity:** 29 gal. (110 liters)



## IMPACTS S270E-75R 1,400 SF/hr. (140 M<sup>2</sup>)

The IMPACTS S270E-75R is a very powerful and compact shot blaster for medium horizontal surfaces. A powerful wheel motor with an optimized separation system and variable speed drive motor makes the machine very efficient and easy to operate.

This model is the only “forward-walking” 10-inch blaster on the market that can also be used as an edger.

### Specifications

	STANDARD	METRIC
<b>Blasting Power</b>	10 HP	7.5 kW
<b>Travel Speed</b>	Variable 0-98 ft/min.	Variable 0-30 m/min.
<b>Power Supply</b>	230 V/60 Hz, 35A	400 V/50 Hz, 16A
<b>Working Width</b>	10.6 in.	270 mm
<b>Length x Width x Height</b>	49 x 15.25 x 41 in.	1250 x 390 x 1050mm
<b>Hose Outlet</b>	3-in.	70mm
<b>Weight</b>	365 lbs.	166 kg

### Recommended Dust Collector

#### Prep/Master® 3003GP

**Power:** 4.5HP (3.5kW)

**Power Supply:** 230V/60Hz, 3-phase

**Depression Rate (Water Lift):**

8.2 ft H<sub>2</sub>O (2500 mmH<sub>2</sub>O)

**Airflow Rate:** 317 C.F.M. (540 m<sup>3</sup>/h)

**Filtration Class:** HEPA

**Capacity:** Longopac

**L x W x H:** 30 x 26 x 59 in.

(77 x 66 x 150 cm)

**Weight:** 435 lbs. (197 kg)



## IMPACTS S320E 2,150 SF/hr. (200 M<sup>2</sup>)

As a welcome addition to the IMPACTS series of equipment, the S320E is a powerhouse in a small package.

At 12.6 inches and 15HP, the S320E will out blast comparably-sized and priced blasting machines. The most ideal application for this model is the aggressive removal of coatings on large surface preparation projects.

### Specifications

	STANDARD	METRIC
<b>Blasting Power</b>	15 HP	11 kW
<b>Travel Speed</b>	Variable 0-98 ft/min.	Variable 0-30 m/min.
<b>Power Supply</b>	480 V/60 Hz, 32A	400 V/50 Hz, 32A
<b>Working Width</b>	12.6 in.	320 mm
<b>Length x Width x Height</b>	71 x 18 x 39.5 in.	1800 x 450 x 1000mm
<b>Hose Outlet</b>	5-in.	130mm
<b>Weight</b>	705 lbs.	320 kg

### Recommended Dust Collector

#### Dustcom 3324

**Power:** 7.5 HP (5.5 kW)

**Power Supply:** 230V or 480 V/60 Hz, 16A (400 V/50 Hz, 16A)

**Cleaning:** Self-cleaning

**Airflow:** 706 C.F.M. (1200 m<sup>3</sup>/h)

**Dust Bin Capacity:** 28 gal. (105 liters)

**L x W x H:** 50 x 31.5 x 47.5 in.

(1285 x 800 x 1210mm)

**Weight:** 730 lbs. (330 kg)





# Large-sized Shot Blasters



## IMPACTS S410E 2,800 SF/hr. (280 M<sup>2</sup>)

The S410E Shot Blaster is a unique machine to the industry because similarly sized machines do not have as much horsepower.

It not only outperforms other blasters for brush blasting, but also blasts more productively in coating removal applications for large projects. Because of the high HP, it also works great on steel deck surface preparation.

### Specifications

	STANDARD	METRIC
<b>Blasting Power</b>	24 HP	15 kW
<b>Travel Speed</b>	Variable 0-125 ft/min.	Variable 0-38 m/min.
<b>Power Supply</b>	480 V/50 Hz, 63A	400 V/50 Hz, 63A CEE
<b>Working Width</b>	16 in.	405 mm
<b>Length x Width x Height</b>	73 x 21 x 41 in.	1850 x 540 x 1050mm
<b>Hose Outlet</b>	6-in.	150mm
<b>Weight</b>	1,076 lbs.	488 kg

### Recommended Dust Collector

#### Dustcom 4025

**Power:** 7.5 HP (5.5 kW)  
**Power Supply:** 480 V/60 Hz, 16A (400 V/50 Hz, 16A)  
**Cleaning:** Self-cleaning  
**Airflow:** 765 C.F.M. (1300 m<sup>3</sup>/h)  
**Dust Bin Capacity:** 52 gal. (200 lit.)  
**L x W x H:** 63 x 31 x 55 in. (1620 x 795 x 1400mm)  
**Weight:** 1,040 lbs. (460 kg)



## IMPACTS S600E 4,300 SF/hr. (430 M<sup>2</sup>)

The S600E Shot Blaster is the largest in the IMPACTS Americas fleet of mobile shot blasters. It is a two-wheel shot blaster with very high production rates for brush-blasting as well as aggressive removals.

Its 23-inch blasting pattern makes it a reasonably-sized walk-behind blaster that is the most productive for very large project areas.

### Specifications

	STANDARD	METRIC
<b>Blasting Power</b>	30 HP	22 kW
<b>Travel Speed</b>	Variable 0-124 ft/min.	Variable 0-38 m/min.
<b>Power Supply</b>	480 V/60 Hz, 63A	400 V/50 Hz, 63A
<b>Working Width</b>	23.6 in.	600 mm
<b>Length x Width x Height</b>	73 x 29 x 41 in.	1855 x 745 x 1050mm
<b>Hose Outlet</b>	6-in.	150mm
<b>Weight</b>	1,157 lbs.	525 kg

### Recommended Dust Collector

#### Dustcom 4025

**Power:** 7.5 HP (5.5 kW)  
**Power Supply:** 480 V/60 Hz, 16A (400 V/50 Hz, 16A)  
**Cleaning:** Self-cleaning  
**Airflow:** 765 C.F.M. (1300 m<sup>3</sup>/h)  
**Dust Bin Capacity:** 52 gal. (200 lit.)  
**L x W x H:** 63 x 31 x 55 in. (1620 x 795 x 1400mm)  
**Weight:** 1,040 lbs. (460 kg)






## IMPACTS Accessories

### Reduction Liners

#### Available in 2-, 4-, and 6-in. Sizes

For line-stripe prep and removal. Used to reduce blasting width of 8-in. shot blasting machines to 2-, 4-, or 6-inch widths.

IMPACTS reducers are built with high quality manganese steel.



(4- & 6-inch shown here)

#### Item# – S210E

- Reduction Liner S210E 6-in. – #201001724
- Reduction Liner S210E 4-in. – #201001725
- Reduction Liner S210E 2-in. – #201001726

#### Item# – S210E-40R

- Reduction Liner S210E-40R 6-in. – #201001721
- Reduction Liner S210E-40R 4-in. – #201001722
- Reduction Liner S210E-40R 2-in. – #201001723

#### Item# – S270E-75R

- Reduction Liner S270E-75R 6-in. – #201001809
- Reduction Liner S270E-75R 4-in. – #201001810
- Reduction Liner S270E-75R 2-in. – #201001811

### Longopac Dust Collection Bags

The Longopac bagging system makes concrete dust disposal easy and convenient.

- 72-foot-long continuous liner
- Makes up to 25-30 individual bags
- 5.5 mil thickness
- Allows for dust-free disposal



#### Item #:

- Longopac Bags (set of 4) – #204000277

### Steel Shot Abrasive

Used for surface prep, cleaning, stripping, descaling, or leveling concrete or metal surfaces.

Light to medium finish — shot grit size will determine desired finish achieved on the surface.



#### Item #:

- S-330 Steel Shot 50lb. Bag – #61001
- S-280 Steel Shot 50lb. Bag – #61003

### Magnetic Sweeper



Drop debris in one spot with a quick and easy pull of the convenient debris release handle — no bending over!

Specifically designed for heavy use by professionals who need all the features of quick clean off, adjustable height options, lifting power, and above all, durability!

#### Item #:

- 25-in. Magnetic Sweeper – #225000225


### Handheld Magnet

STI's Handheld Magnet provide an effective and rapid means of lifting small iron and steel parts from stock bins, boxes, kegs, tables, or floor. Smooth, uninterrupted side surfaces allow fast, easy burrowing into loose materials. A fingertip pull on the release bar drops the load.

- Pickup Capacity: 2-3 lbs.
- Width: 1-5/8 in.
- Length: 4-3/4 in.
- Overall Height: 9-1/4 in.
- Magnet Weight: 2-3/4 lbs.

#### Item #:

- Handheld Magnet – #227100071





## Flexible Hoses

Hose sizes vary according to each dust collector model, so be sure to ask about your specific model when ordering.

- Hoses are not included with purchase and are only sold separately.



### Item #:

- 2-in. Hose – #2HOS (sold in 25-ft. increments)
- 3-in. Hose – #3HOS (sold in 25-ft. increments)
- 5-in. Hose – #UV1-500 (sold in 50-ft. length only)
- 6-in. Hose – #UV1-600 (sold in 50-ft. length only)

## Vacuum Wand, Brush, & Adapters



### Item #:

- Vacuum Wand: 45" x 2", chrome body – #A25855
- Brush Attachment: 20" width – #54385
- Reducer for 3003GP: 3" to 2" – #104011121
- Adapter for 3003GP: 3" – #104011135
- Adapter for 3003AR: 2" – #104006052
- Adapter for 3003AR: 3" – #104006050

# IMPACTS Replacement Parts

## Replacement Blast Wheel Kit

IMPACTS blast wheels are longer lasting due to a thick impeller design and hard casting metallurgy (manganese).

IMPACTS blast wheels are easy to change and can also be used in other existing machines.



### For S210E

- Wheel Kit – #201000145


### For S210E-40R, S270E, & S270E-75R

- Wheel Kit – #201000002

### For S320E, S410E, & S600E

- Wheel Kit – #201000001

## "Force Shield" Liner System



Shot blast liners are mounted in a sealed housing. The inner walls of the housing are subject to extreme abrasive wear caused by repeated shot blasting action.

IMPACTS offers a complete inner liner replacement system designed to protect the outer blast housing.

### Item #:

- Ask about your specific shot blaster model